




BOX TRUCK TRADE PACKAGES

VEHICLE SHELVING SYSTEMS




FLOOR LAYOUT PLANS

BOX TRUCK 10FT. +



BOX TRUCK 14FT. +



LEGEND:

□ 2 INCHES (APPROX.)

BOX TRUCK

10FT. +	4
14FT. +	12
ACCESSORIES	20

LEGEND:



APPROXIMATE WEIGHT (LBS)



APPROXIMATE INSTALL TIME (HRS)



SPEED SHIP AVAILABILITY

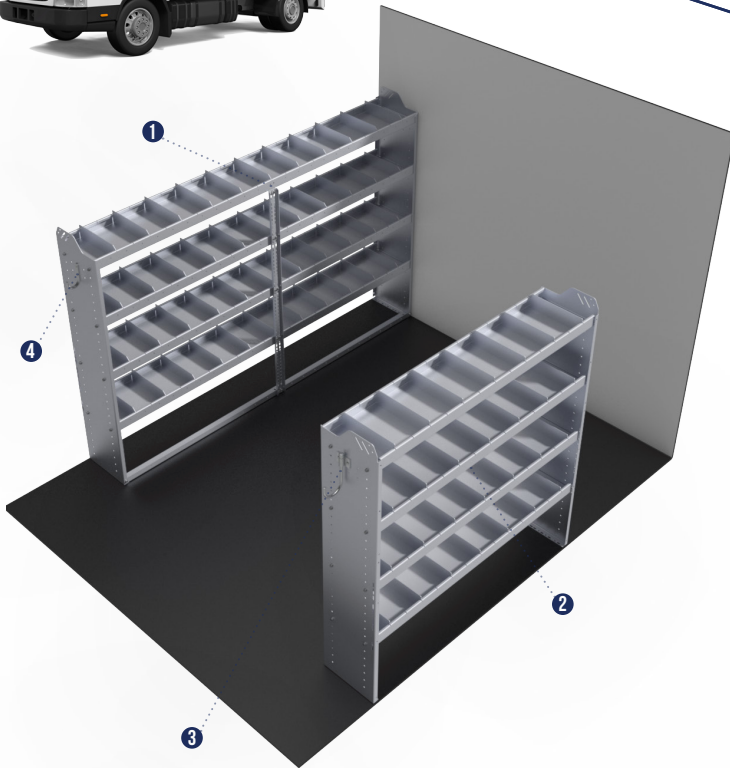
TRADE PACKAGES

10FT. BOX AND OVER



60-BT10-C1

CONTRACTOR
PACKAGE



#	QTY	PART NUMBER	DESCRIPTION
1	1	20-9363-4	SQUARE BACK SHELF UNIT 96"WIDE X 13.5"DEEP X 63"HIGH WITH 4 SHELVES
2	1	20-6363-4	SQUARE BACK SHELF UNIT 60"WIDE X 13.5"DEEP X 63"HIGH WITH 4 SHELVES
3	1	30-HK-SMD	SWIVEL MEDIUM HOOK (4" OPENING)
4	1	30-HK-FMD	FIXED MEDIUM HOOK (3" OPENING)



204



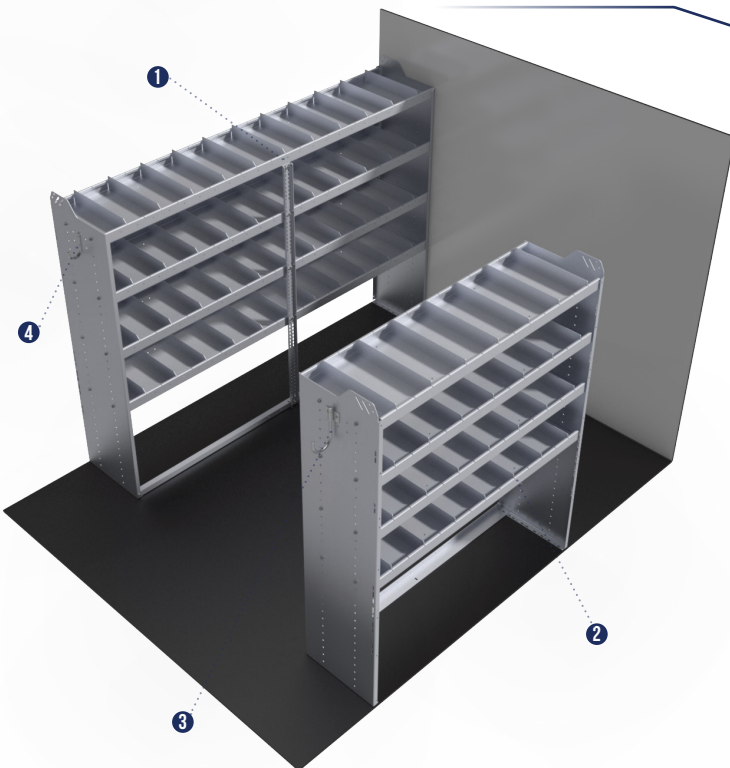
4.1



YES

60-BT10-C2

CONTRACTOR
PACKAGE **XL**



#	QTY	PART NUMBER	DESCRIPTION
1	1	20-9872-4	SQUARE BACK SHELF UNIT 96"WIDE X 18.5"DEEP X 72"HIGH WITH 4 SHELVES
2	1	20-6872-4	SQUARE BACK SHELF UNIT 60"WIDE X 18.5"DEEP X 72"HIGH WITH 4 SHELVES
3	1	30-HK-SMD	SWIVEL MEDIUM HOOK (4" OPENING)
4	1	30-HK-FMD	FIXED MEDIUM HOOK (3" OPENING)



266




4.1



YES

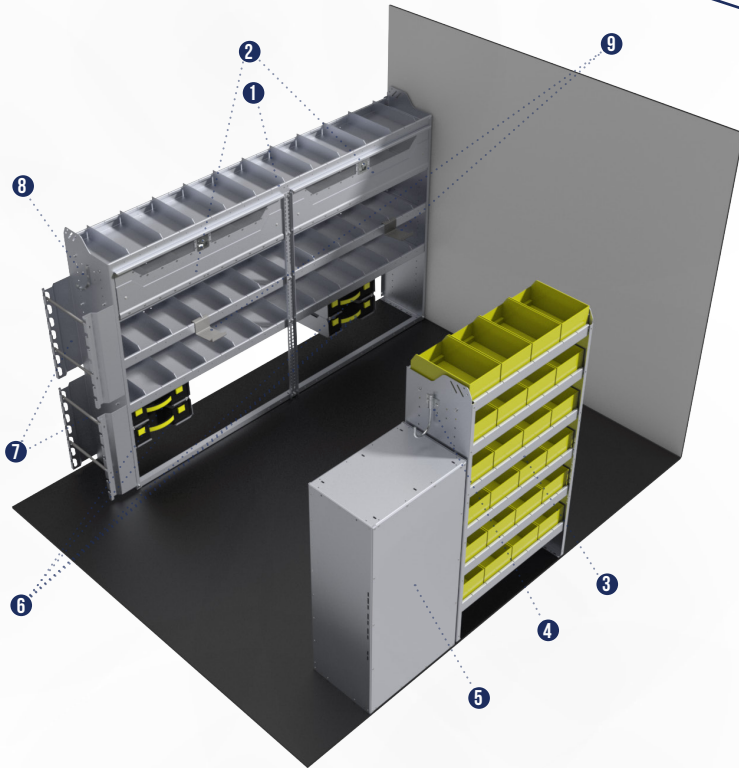
TRADE PACKAGES

10FT. BOX AND OVER



60-BT10-E1

ELECTRICAL PACKAGE

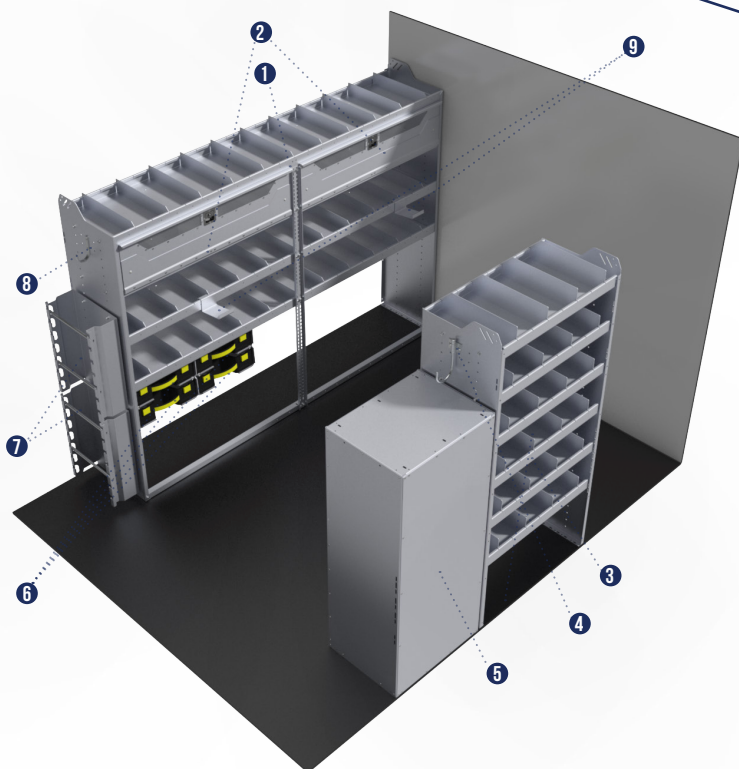


#	QTY	PART NUMBER	DESCRIPTION
1	1	20-9563-4	SQUARE BACK SHELF UNIT 96" WIDE X 15.5" DEEP X 63" HIGH WITH 4 SHELVES
2	1	DO-196	2-SET LOCKING DOOR KIT FOR 96" WIDE SHELVING UNIT
3	1	22-3563-6	SQUARE BACK BIN SHELF UNIT 34.5" WIDE X 15.5" DEEP X 63" HIGH WITH 6 SHELVES
4	1	30-HK-SMD	SWIVEL MEDIUM HOOK (4" OPENING)
5	1	16-2548-332	TOOL DRAWER 24" WIDE X 15.5" DEEP X 47-11/16" HIGH WITH 8 DRAWERS
6	4	30-CCH-SK	UNDER SHELF CARRY CASE HOLDER W/CASE
7	2	30-CRH-24	CABLE REEL HOLDER UNIT, 15.5" WIDE X 7" DEEP X 24" HIGH
8	1	30-HK-FMD	FIXED MEDIUM HOOK (3" OPENING)
9	1	30-HK-MSL	MOVABLE STEP LADDER SUPPORT



60-BT10-E2

ELECTRICAL PACKAGE XL

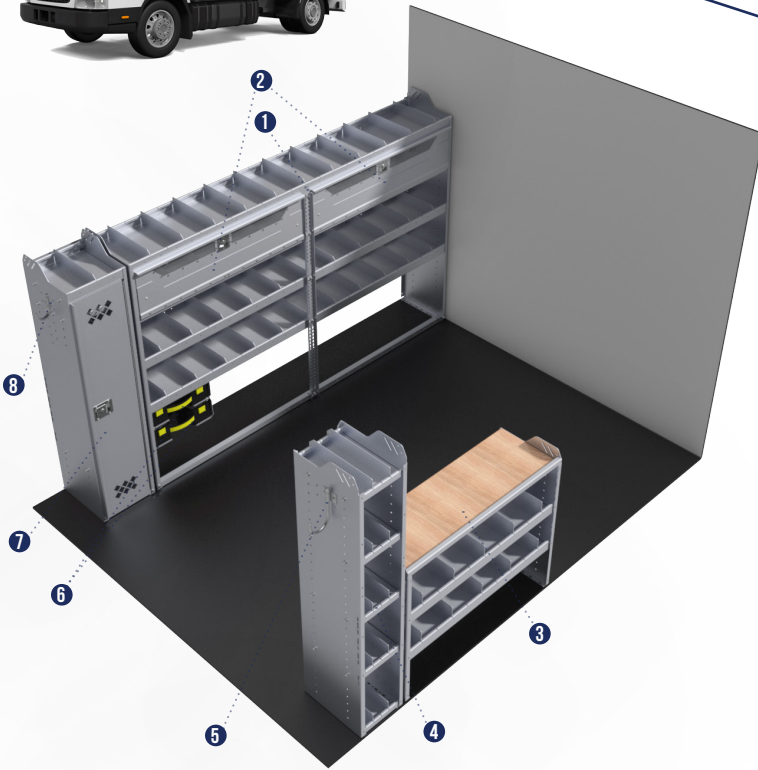


#	QTY	PART NUMBER	DESCRIPTION
1	1	20-9872-4	SQUARE BACK SHELF UNIT 96" WIDE X 18.5" DEEP X 72" HIGH WITH 4 SHELVES
2	1	DO-196	2-SET LOCKING DOOR KIT FOR 96" WIDE SHELVING UNIT
3	1	24-3872-6	SQUARE BACK BIN SEPARATOR COMBO SHELF UNIT 34.5" WIDE X 18.5" DEEP X 72" HIGH WITH 6 SHELVES
4	1	30-HK-SMD	SWIVEL MEDIUM HOOK (4" OPENING)
5	1	16-2856-532	TOOL DRAWER 24" WIDE X 18.5" DEEP X 55-11/16" HIGH WITH 10 DRAWERS
6	4	30-CCH-SK	UNDER SHELF CARRY CASE HOLDER W/CASE
7	2	30-CRH-24	CABLE REEL HOLDER UNIT, 15.5" WIDE X 7" DEEP X 24" HIGH
8	1	30-HK-FMD	FIXED MEDIUM HOOK (3" OPENING)
9	1	30-HK-MSL	MOVABLE STEP LADDER SUPPORT



TRADE PACKAGES

10FT. BOX AND OVER



60-BT10-S1

SERVICE PACKAGE

#	QTY	PART NUMBER	DESCRIPTION
1	1	20-9563-4	SQUARE BACK SHELF UNIT 96"WIDE X 15.5"DEEP X 63"HIGH WITH 4 SHELVES
2	1	DO-196	2-SET LOCKING DOOR KIT FOR 96"WIDE SHELVING UNIT
3	1	18-4836-4W	WORKBENCH 43"WIDE X 18.5"DEEP X 36"HIGH WITH 2 HIGH DIVIDER SHELVES AND A 1.5" THICK HARDWOOD WORKTOP
4	1	28-1863-5	SQUARE BACK BOOKSHELF, 11"WIDE X 18.5"DEEP X 63"HIGH WITH 5 SHELVES
5	1	30-HK-SMD	SWIVEL MEDIUM HOOK (4" OPENING)
6	2	30-CCH-SK	UNDER SHELF CARRY CASE HOLDER W/CASE
7	1	12-1563-3	SQUARE BACK LOCKER CABINET 14"WIDE X 15.5"DEEP X 63"HIGH WITH 3 SHELVES AND 2 HOOKS AND HANG ROD
8	1	30-HK-FMD	FIXED MEDIUM HOOK (3" OPENING)



326



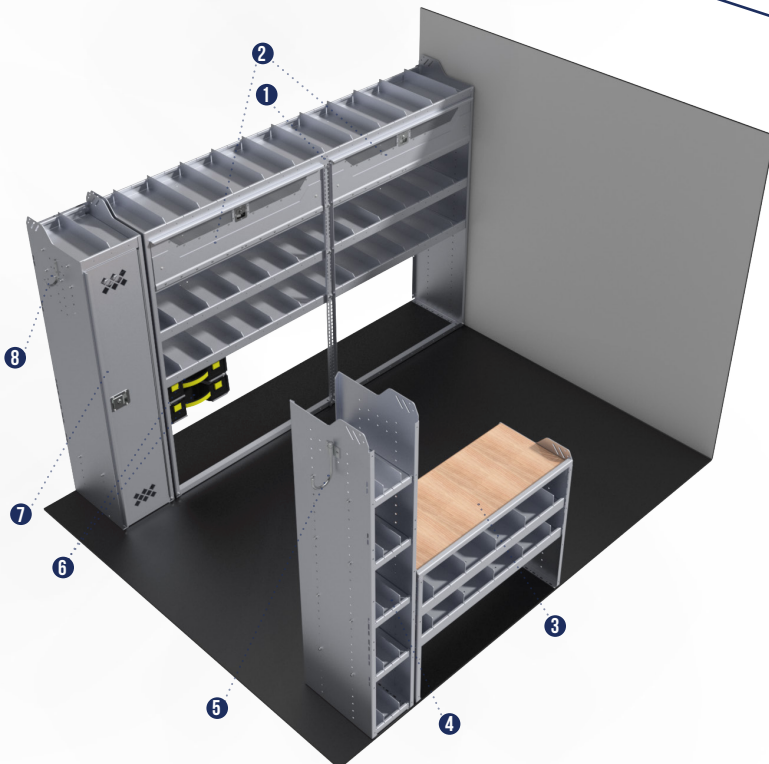
5.2



YES

60-BT10-S2

SERVICE PACKAGE XL



#	QTY	PART NUMBER	DESCRIPTION
1	1	20-9872-4	SQUARE BACK SHELF UNIT 96"WIDE X 18.5"DEEP X 72"HIGH WITH 4 SHELVES
2	1	DO-196	2-SET LOCKING DOOR KIT FOR 96"WIDE SHELVING UNIT
3	1	18-4836-4W	WORKBENCH 43"WIDE X 18.5"DEEP X 36"HIGH WITH 2 HIGH DIVIDER SHELVES AND A 1.5" THICK HARDWOOD WORKTOP
4	1	28-1872-5	SQUARE BACK BOOKSHELF, 11"WIDE X 18.5"DEEP X 72"HIGH WITH 5 SHELVES
5	1	30-HK-SMD	SWIVEL MEDIUM HOOK (4" OPENING)
6	2	30-CCH-SK	UNDER SHELF CARRY CASE HOLDER W/CASE
7	1	12-1872-3	SQUARE BACK LOCKER CABINET 14"WIDE X 18.5"DEEP X 72"HIGH WITH 3 SHELVES AND 2 HOOKS AND HANG ROD
8	1	30-HK-FMD	FIXED MEDIUM HOOK (3" OPENING)



364




5.2



YES

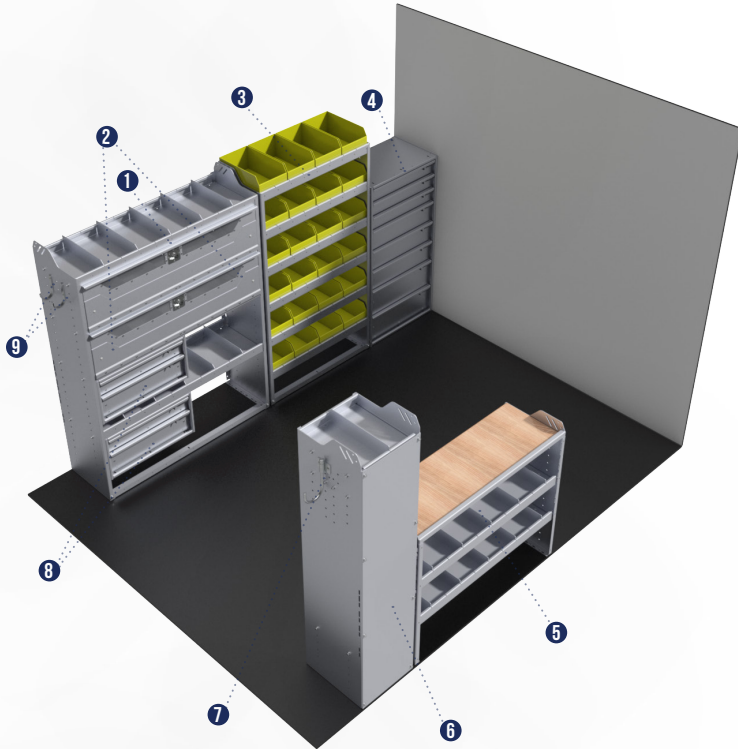
TRADE PACKAGES



10FT. BOX AND OVER

60-BT10-W1

WORKSTATION PACKAGE



#	QTY	PART NUMBER	DESCRIPTION
1	1	20-4563-4	SQUARE BACK SHELF UNIT 48" WIDE X 15.5" DEEP X 63" HIGH WITH 4 SHELVES
2	2	DO-148	LOCKING DOOR FOR 48" WIDE SHELVING UNIT
3	1	22-3563-6	SQUARE BACK BIN SHELF UNIT 34.5" WIDE X 15.5" DEEP X 63" HIGH WITH 6 SHELVES
4	1	16-2856-532	TOOL DRAWER 24" WIDE X 18.5" DEEP X 55-11/16" HIGH WITH 10 DRAWERS
5	1	18-4536-2W	WORKBENCH 43" WIDE X 15.5" DEEP X 36" HIGH WITH 2 STANDARD DIVIDER SHELVES AND A 1.5" THICK HARDWOOD WORKTOP
6	1	12-1563-3	SQUARE BACK LOCKER CABINET 14" WIDE X 15.5" DEEP X 63" HIGH WITH 3 SHELVES AND 2 HOOKS AND HANG ROD
7	1	30-HK-SMD	SWIVEL MEDIUM HOOK (4" OPENING)
8	2	16-2512-110	TOOL DRAWER 24" WIDE X 15.5" DEEP X 11-11/16" HIGH WITH 2 DRAWERS
9	2	30-HK-FMD	FIXED MEDIUM HOOK (3" OPENING)

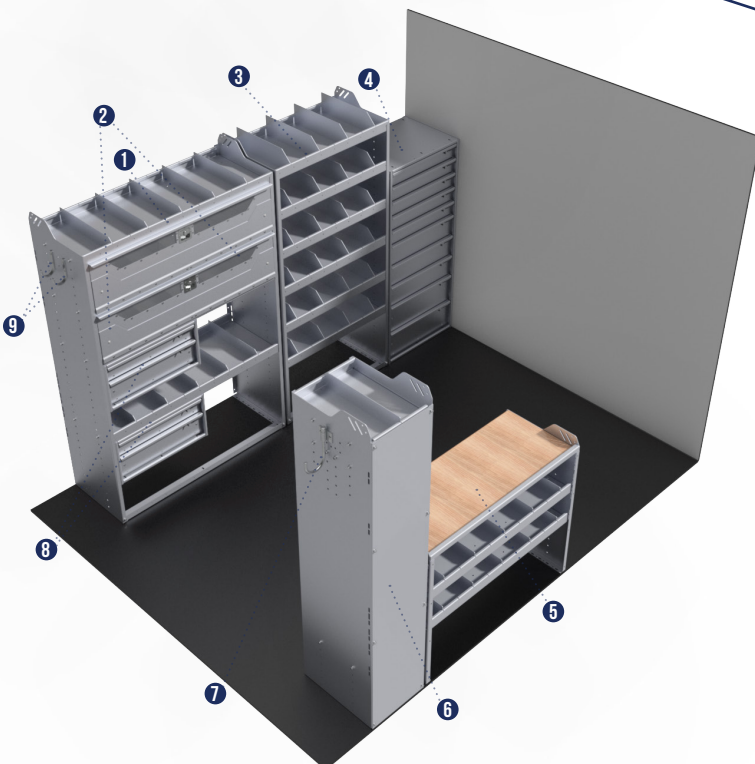
426

8.2

YES

60-BT10-W2

WORKSTATION PACKAGE XL



#	QTY	PART NUMBER	DESCRIPTION
1	1	20-6872-4	SQUARE BACK SHELF UNIT 60" WIDE X 18.5" DEEP X 72" HIGH WITH 4 SHELVES
2	2	DO-148	LOCKING DOOR FOR 48" WIDE SHELVING UNIT
3	1	24-3872-6	SQUARE BACK BIN SEPARATOR COMBO SHELF UNIT 34.5" WIDE X 18.5" DEEP X 72" HIGH WITH 6 SHELVES
4	1	16-2856-532	TOOL DRAWER 24" WIDE X 15.5" DEEP X 55-11/16" HIGH WITH 10 DRAWERS
5	1	18-4836-2W	WORKBENCH 43" WIDE X 18.5" DEEP X 36" HIGH WITH 2 STANDARD DIVIDER SHELVES AND A 1.5" THICK HARDWOOD WORKTOP
6	1	12-1872-3	SQUARE BACK LOCKER CABINET 14" WIDE X 18.5" DEEP X 72" HIGH WITH 3 SHELVES AND 2 HOOKS AND HANG ROD
7	1	30-HK-SMD	SWIVEL MEDIUM HOOK (4" OPENING)
8	2	16-2812-110	TOOL DRAWER 24" WIDE X 18.5" DEEP X 11-11/16" HIGH WITH 2 DRAWERS
9	2	30-HK-FMD	FIXED MEDIUM HOOK (3" OPENING)

622

8.2

YES

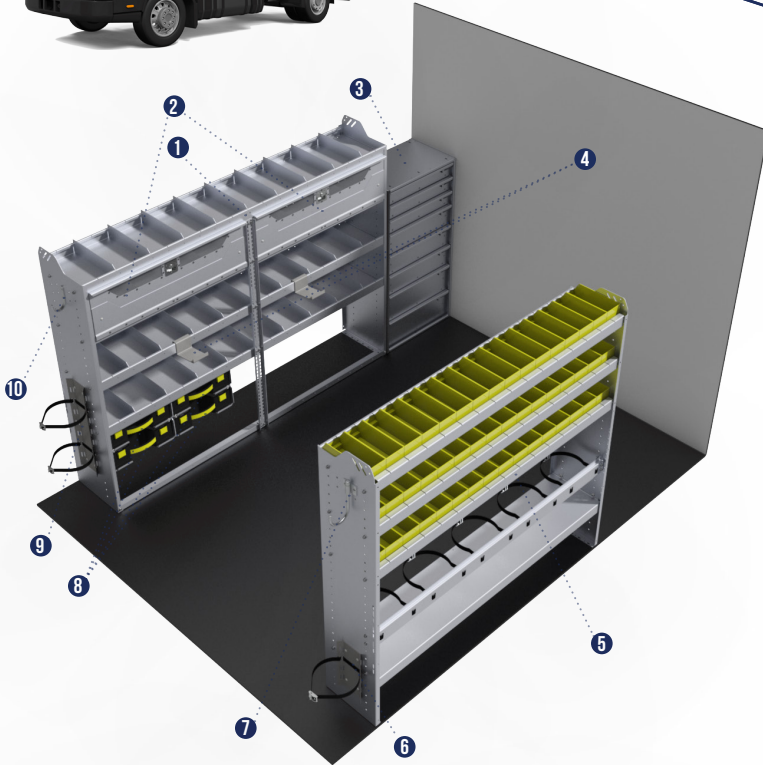
TRADE PACKAGES

10FT. BOX AND OVER



60-BT10-H1

HVAC PACKAGE



#	QTY	PART NUMBER	DESCRIPTION
1	1	20-8563-4	SQUARE BACK SHELF UNIT 84"WIDE X 15.5"DEEP X 63"HIGH WITH 4 SHELVES
2	1	DO-184	2-SET LOCKING DOOR KIT FOR 84"WIDE SHELVING UNIT
3	1	16-2548-332	TOOL DRAWER 24" WIDE X 15.5" DEEP X 47-11/16" HIGH WITH 8 DRAWERS
4	1	30-HK-MSL	MOVABLE STEP LADDER SUPPORT
5	1	36-6363-4	SQUARE BACK REFRIGERANT BIN UNIT 69.125"WIDE X 13.5"DEEP X 63"HIGH WITH 4 SHELVES
6	1	30-BH-SM	SMALL BOTTLE HOLDER
7	1	30-HK-SMD	SWIVEL MEDIUM HOOK (4" OPENING)
8	4	30-CCH-SK	UNDER SHELF CARRY CASE HOLDER W/CASE
9	1	30-BH-LG	LARGE BOTTLE HOLDER
10	1	30-HK-FMD	FIXED MEDIUM HOOK (3" OPENING)



408



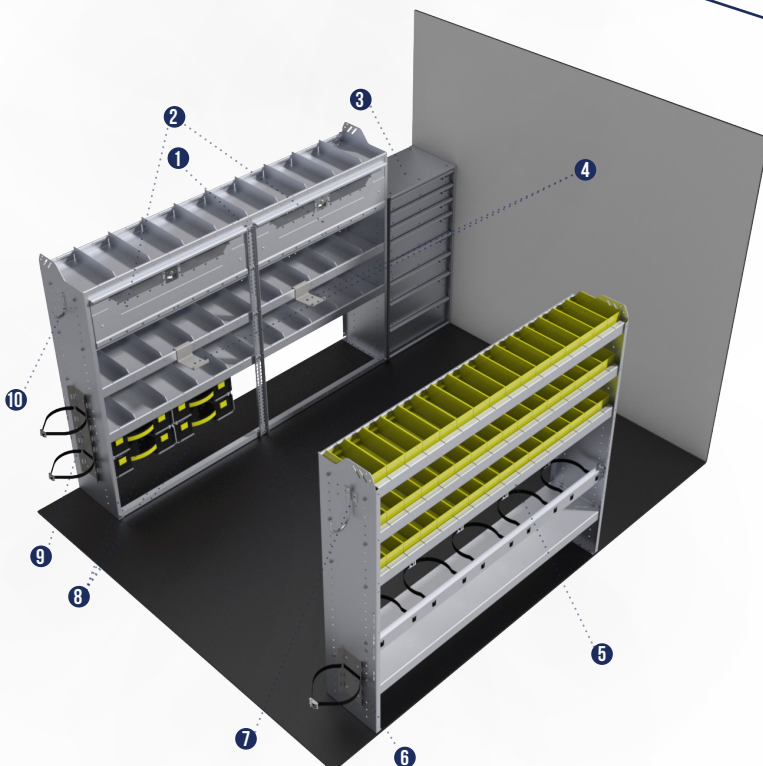
5.2



YES

60-BT10-H2

HVAC PACKAGE XL



#	QTY	PART NUMBER	DESCRIPTION
1	1	20-8872-4	SQUARE BACK SHELF UNIT 84"WIDE X 18.5"DEEP X 72"HIGH WITH 4 SHELVES
2	1	DO-184	2-SET LOCKING DOOR KIT FOR 84"WIDE SHELVING UNIT
3	1	16-2856-532	TOOL DRAWER 24" WIDE X 18.5" DEEP X 55-11/16" HIGH WITH 10 DRAWERS
4	1	30-HK-MSL	MOVABLE STEP LADDER SUPPORT
5	1	36-6363-4	SQUARE BACK REFRIGERANT BIN UNIT 69.125"WIDE X 13.5"DEEP X 63"HIGH WITH 4 SHELVES
6	1	30-BH-SM	SMALL BOTTLE HOLDER
7	1	30-HK-SMD	SWIVEL MEDIUM HOOK (4" OPENING)
8	4	30-CCH-SK	UNDER SHELF CARRY CASE HOLDER W/CASE
9	1	30-BH-LG	LARGE BOTTLE HOLDER
10	1	30-HK-FMD	FIXED MEDIUM HOOK (3" OPENING)



401




5.2



YES

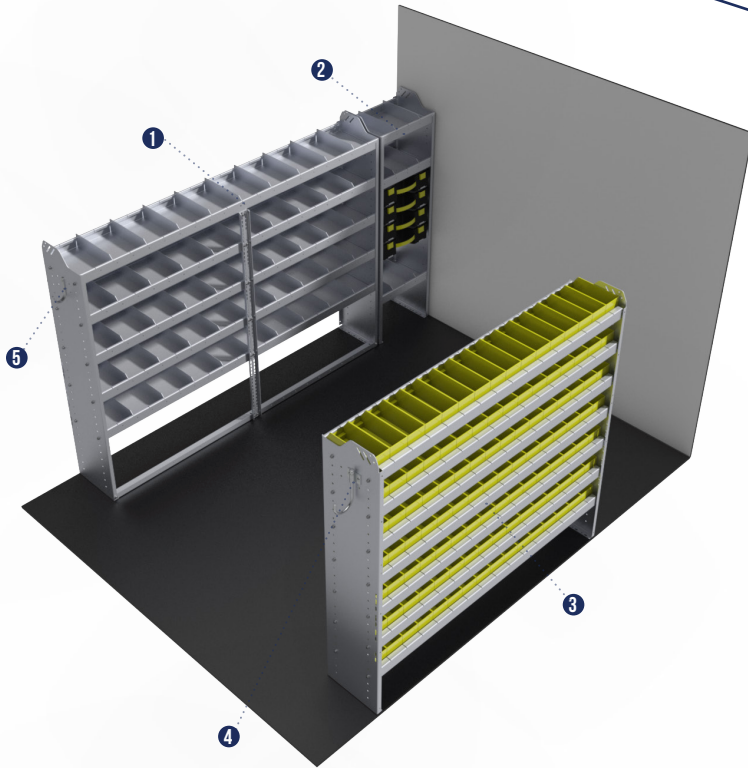
TRADE PACKAGES



10FT. BOX AND OVER

60-BT10-P1

PLUMBING PACKAGE



#	QTY	PART NUMBER	DESCRIPTION
1	1	20-8363-5	SQUARE BACK SHELF UNIT 84" WIDE X 13.5" DEEP X 63" HIGH WITH 5 SHELVES
2	1	14-1363-4	SQUARE BACK CARRY CASE CABINET 18-7/8" WIDE X 13.5" DEEP X 63" HIGH WITH 4 CARRYCASES
3	1	22-6363-7	SQUARE BACK BIN SHELF UNIT 69.125" WIDE X 13.5" DEEP X 63" HIGH WITH 7 SHELVES
4	1	30-HK-SMD	SWIVEL MEDIUM HOOK (4" OPENING)
5	1	30-HK-FMD	FIXED MEDIUM HOOK (3" OPENING)

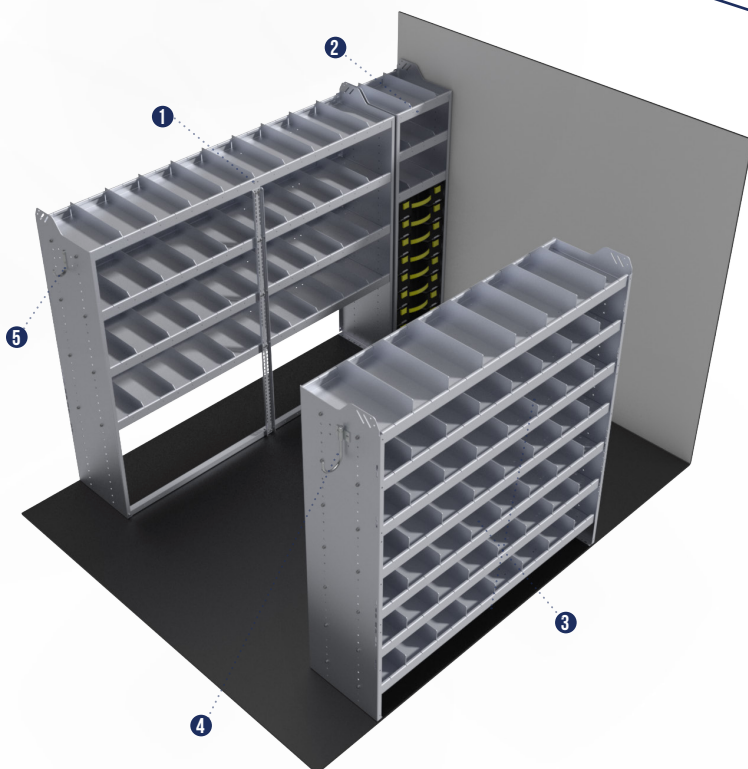
371

5.0

YES

60-BT10-P2

PLUMBING PACKAGE XL



#	QTY	PART NUMBER	DESCRIPTION
1	1	20-9872-4	SQUARE BACK SHELF UNIT 96" WIDE X 18.5" DEEP X 72" HIGH WITH 4 SHELVES
2	1	14-1872-8	SQUARE BACK CARRY CASE CABINET 18-7/8" WIDE X 18.5" DEEP X 72" HIGH WITH 8 CARRYCASES
3	1	24-6872-7	SQUARE BACK BIN SEPARATOR COMBO SHELF UNIT 69.125" WIDE X 18.5" DEEP X 72" HIGH WITH 7 SHELVES
4	1	30-HK-SMD	SWIVEL MEDIUM HOOK (4" OPENING)
5	1	30-HK-FMD	FIXED MEDIUM HOOK (3" OPENING)

459

5.0

YES

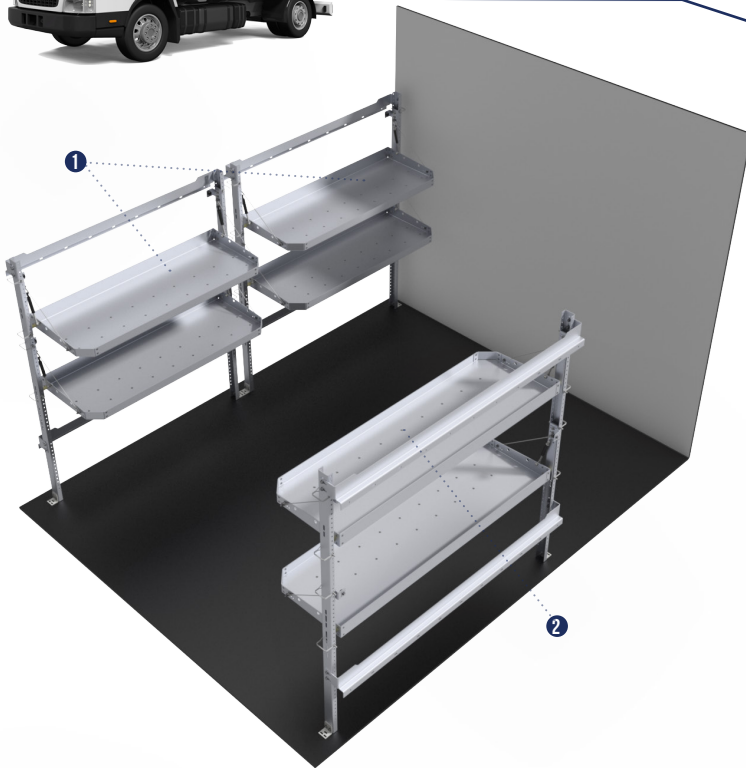
TRADE PACKAGES

10FT. BOX AND OVER



60-BT10-D1

DELIVERY PACKAGE



#	QTY	PART NUMBER	DESCRIPTION
1	2	26-5063-02	2 LEVEL FOLD-UP SHELVING UNIT, 53"WIDE X 21"DEEP X 63"HIGH
2	1	26-6063-20	2 LEVEL FOLD-UP SHELVING UNIT, 63"WIDE X 18"DEEP X 63"HIGH



162



3.8



YES

60-BT10-D2

DELIVERY PACKAGE **XL**



#	QTY	PART NUMBER	DESCRIPTION
1	2	26-5072-03	3 LEVEL FOLD-UP SHELVING UNIT, 53"WIDE X 21"DEEP X 72"HIGH
2	1	26-6072-21	COMBO 3 LEVEL FOLD-UP SHELVING UNIT, 63"WIDE X 21"DEEP X 72"HIGH



222



3.8



YES

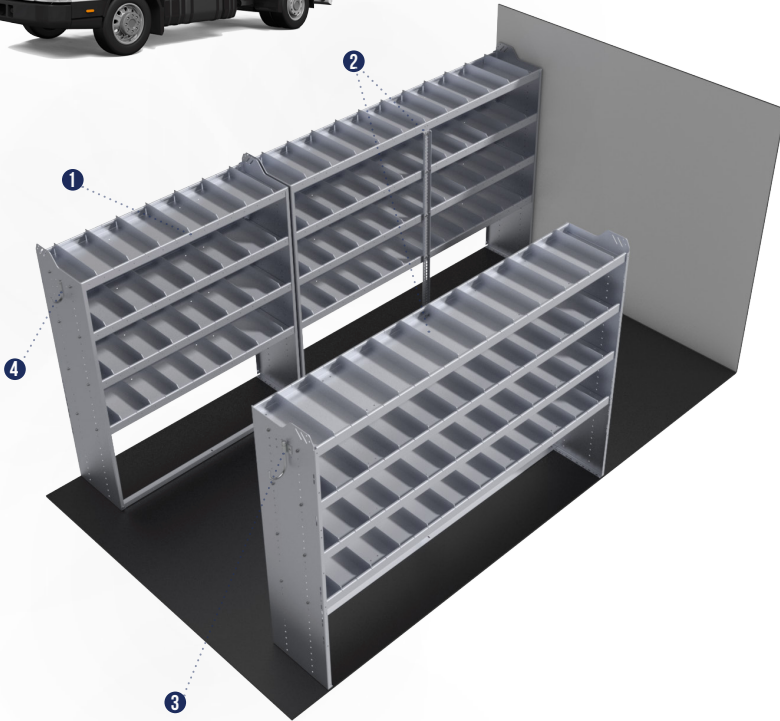
TRADE PACKAGES

14FT. BOX AND OVER



60-BT14-C1

CONTRACTOR
PACKAGE



#	QTY	PART NUMBER	DESCRIPTION
1	1	20-6363-4	SQUARE BACK SHELF UNIT 60"WIDE X 13.5"DEEP X 63"HIGH WITH 4 SHELVES
2	2	20-9363-4	SQUARE BACK SHELF UNIT 96"WIDE X 13.5"DEEP X 63"HIGH WITH 4 SHELVES
3	1	30-HK-SMD	SWIVEL MEDIUM HOOK (4" OPENING)
4	1	30-HK-FMD	FIXED MEDIUM HOOK (3" OPENING)



204



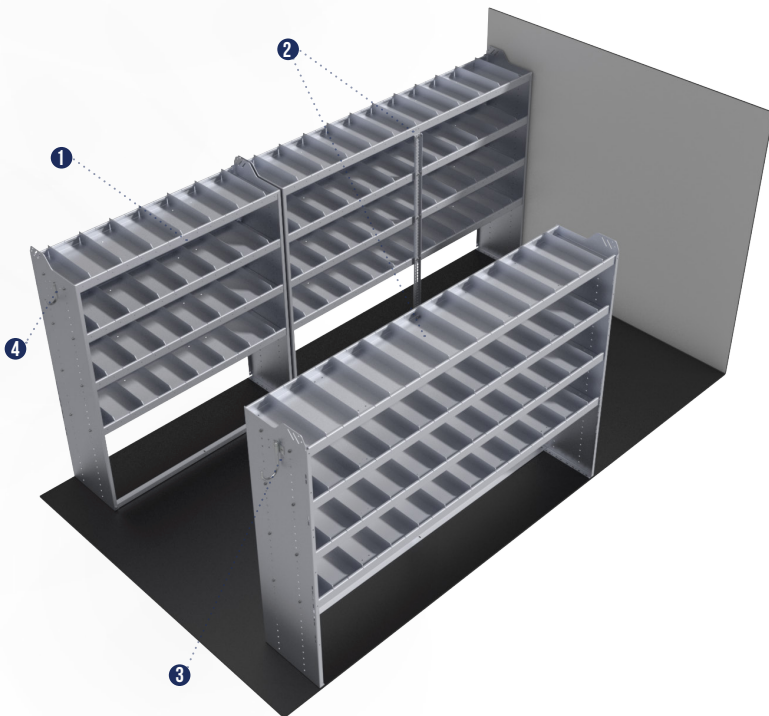
4.6



YES

60-BT14-C2

CONTRACTOR
PACKAGE **XL**



#	QTY	PART NUMBER	DESCRIPTION
1	1	20-6872-4	SQUARE BACK SHELF UNIT 60"WIDE X 18.5"DEEP X 72"HIGH WITH 4 SHELVES
2	2	20-9872-4	SQUARE BACK SHELF UNIT 96"WIDE X 18.5"DEEP X 72"HIGH WITH 4 SHELVES
3	1	30-HK-SMD	SWIVEL MEDIUM HOOK (4" OPENING)
4	1	30-HK-FMD	FIXED MEDIUM HOOK (3" OPENING)



421



4.6



YES

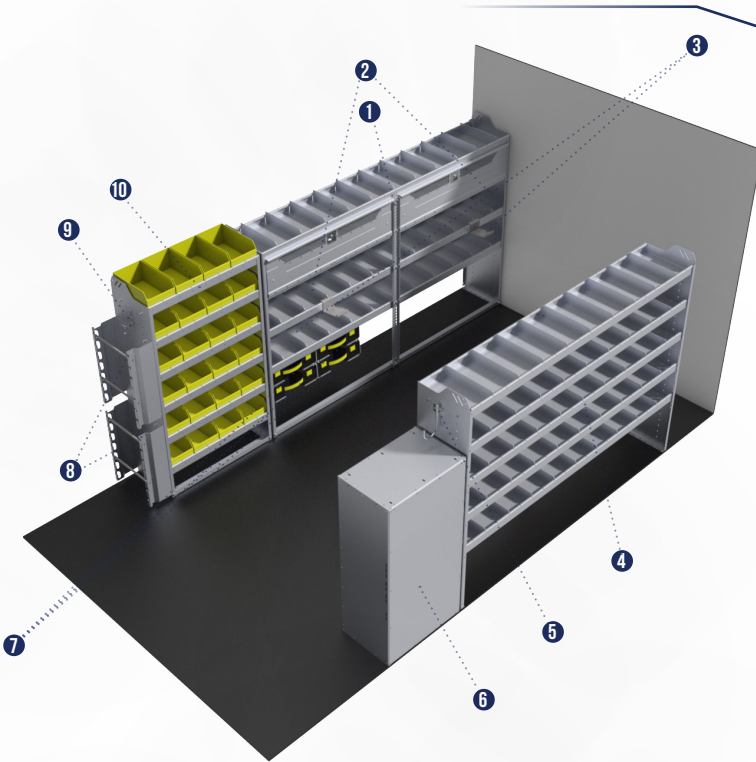
TRADE PACKAGES



14FT. BOX AND OVER

60-BT14-E1

ELECTRICAL PACKAGE



#	QTY	PART NUMBER	DESCRIPTION
1	1	20-9563-4	SQUARE BACK SHELF UNIT 96" WIDE X 15.5" DEEP X 63" HIGH WITH 4 SHELVES
2	1	DO-196	2-SET LOCKING DOOR KIT FOR 96" WIDE SHELVING UNIT
3	1	30-HK-MSL	MOVABLE STEP LADDER SUPPORT
4	1	20-8563-5	SQUARE BACK SHELF UNIT 84" WIDE X 15.5" DEEP X 63" HIGH WITH 5 SHELVES
5	1	30-HK-SMD	SWIVEL MEDIUM HOOK (4" OPENING)
6	1	16-2548-332	TOOL DRAWER 24" WIDE X 15.5" DEEP X 47-11/16" HIGH WITH 8 DRAWERS
7	4	30-CCH-SK	UNDER SHELF CARRY CASE HOLDER W/CASE
8	2	30-CRH-24	CABLE REEL HOLDER UNIT, 15.5" WIDE X 7" DEEP X 24" HIGH
9	1	30-HK-FMD	FIXED MEDIUM HOOK (3" OPENING)
10	1	22-3563-6	SQUARE BACK BIN SHELF UNIT 34.5" WIDE X 15.5" DEEP X 63" HIGH WITH 6 SHELVES

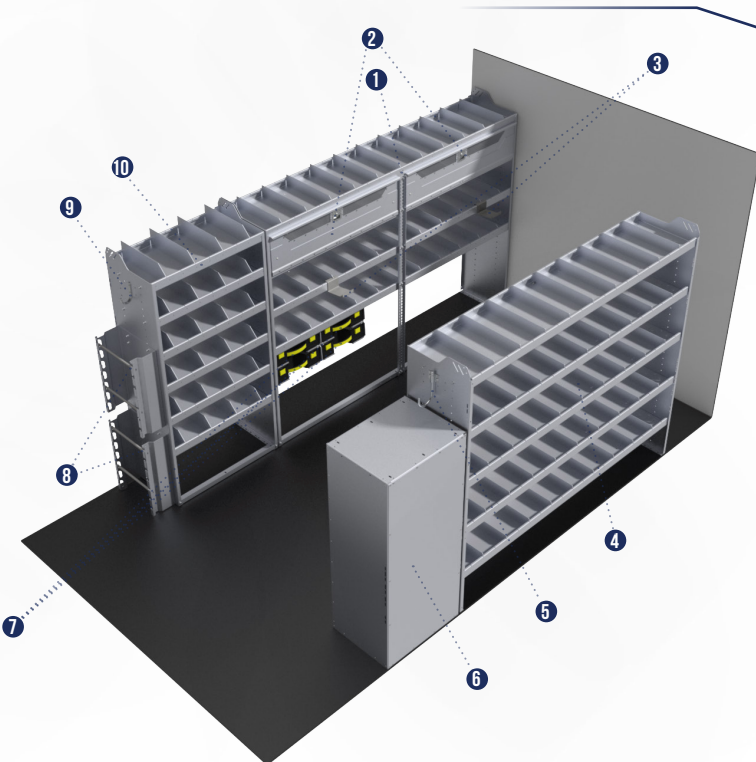
477

8.2

YES

60-BT14-E2

ELECTRICAL PACKAGE XL



#	QTY	PART NUMBER	DESCRIPTION
1	1	20-9872-4	SQUARE BACK SHELF UNIT 96" WIDE X 18.5" DEEP X 72" HIGH WITH 4 SHELVES
2	1	DO-196	2-SET LOCKING DOOR KIT FOR 96" WIDE SHELVING UNIT
3	1	30-HK-MSL	MOVABLE STEP LADDER SUPPORT
4	1	20-8872-5	SQUARE BACK SHELF UNIT 84" WIDE X 18.5" DEEP X 72" HIGH WITH 5 SHELVES
5	1	30-HK-SMD	SWIVEL MEDIUM HOOK (4" OPENING)
6	1	16-2856-532	TOOL DRAWER 24" WIDE X 18.5" DEEP X 55-11/16" HIGH WITH 10 DRAWERS
7	4	30-CCH-SK	UNDER SHELF CARRY CASE HOLDER W/CASE
8	2	30-CRH-24	CABLE REEL HOLDER UNIT, 15.5" WIDE X 7" DEEP X 24" HIGH
9	1	30-HK-FMD	FIXED MEDIUM HOOK (3" OPENING)
10	1	24-3872-6	SQUARE BACK BIN SEPARATOR COMBO SHELF UNIT 34.5" WIDE X 18.5" DEEP X 72" HIGH WITH 6 SHELVES

677

8.1

YES

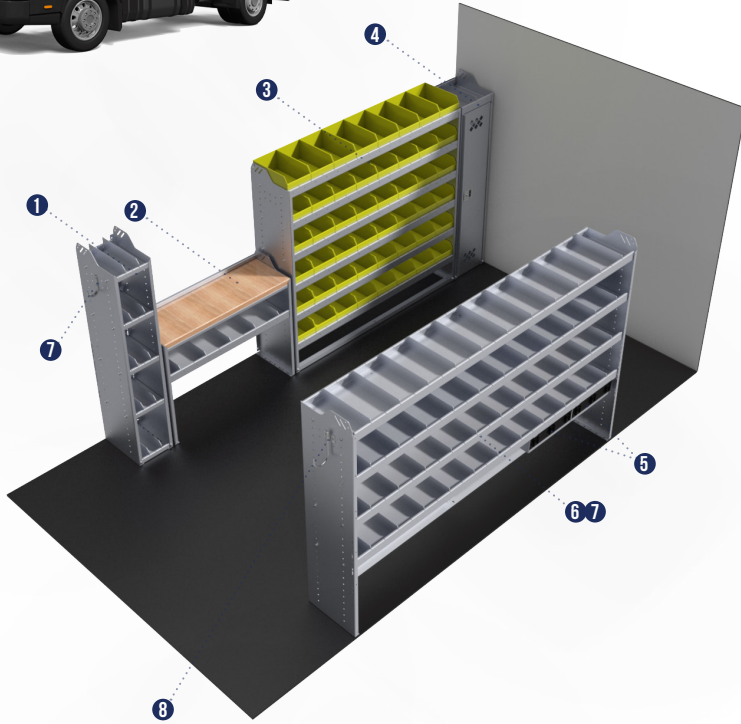
TRADE PACKAGES

14FT. BOX AND OVER



60-BT14-S1

SERVICE PACKAGE



#	QTY	PART NUMBER	DESCRIPTION
1	1	28-1563-5	SQUARE BACK BOOKSHELF, 11"WIDE X 15.5"DEEP X 63"HIGH WITH 5 SHELVES
2	1	18-4536-1W	WORKBENCH 43"WIDE X 15.5"DEEP X 36"HIGH WITH 1 STANDARD DIVIDER SHELF AND A 1.5" THICK HARDWOOD WORKTOP
3	1	22-6563-6	SQUARE BACK BIN SHELF UNIT 69.125"WIDE X 15.5"DEEP X 67"HIGH WITH 6 SHELVES
4	1	12-1563-3	SQUARE BACK LOCKER CABINET 14"WIDE X 15.5"DEEP X 63"HIGH WITH 3 SHELVES AND 2 HOOKS AND HANG ROD
5	2	30-CCH-SK	UNDER SHELF CARRY CASE HOLDER W/CASE
6	1	20-9563-4	SQUARE BACK SHELF UNIT 96"WIDE X 15.5"DEEP X 63"HIGH WITH 4 SHELVES
7	1	DO-196	2-SET LOCKING DOOR KIT FOR 96"WIDE SHELVING UNIT
8	1	30-HK-SMD	SWIVEL MEDIUM HOOK (4" OPENING)
9	1	30-HK-FMD	FIXED MEDIUM HOOK (3" OPENING)



307



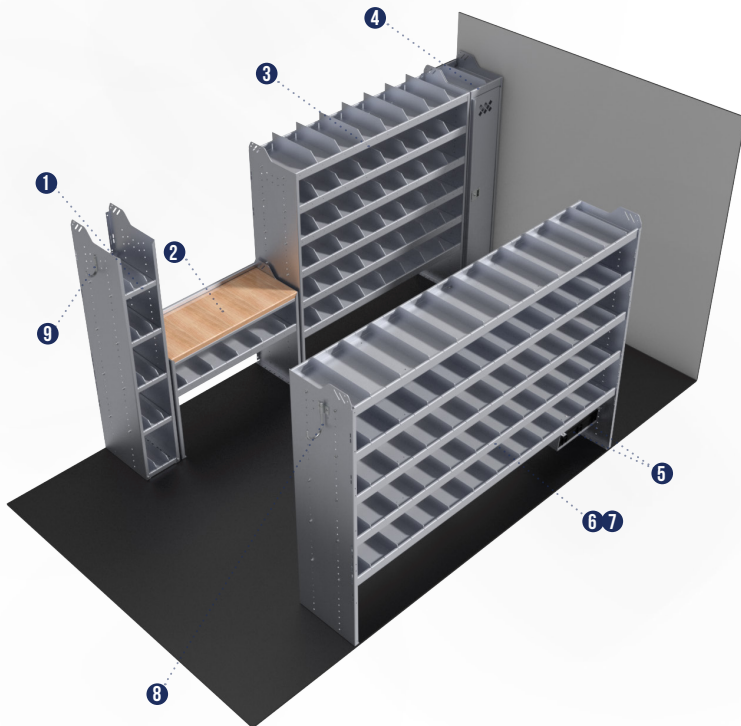
8.2



YES

60-BT14-S2

SERVICE PACKAGE XL



#	QTY	PART NUMBER	DESCRIPTION
1	1	28-1872-5	SQUARE BACK BOOKSHELF, 11"WIDE X 18.5"DEEP X 72"HIGH WITH 5 SHELVES
2	1	18-4836-1W	WORKBENCH 43"WIDE X 18.5"DEEP X 36"HIGH WITH 1 STANDARD DIVIDER SHELF AND A 1.5" THICK HARDWOOD WORKTOP
3	1	24-6872-6	SQUARE BACK BIN SEPARATOR COMBO SHELF UNIT 69.125"WIDE X 18.5"DEEP X 72"HIGH WITH 6 SHELVES
4	1	12-1872-3	SQUARE BACK LOCKER CABINET 14"WIDE X 18.5"DEEP X 72"HIGH WITH 3 SHELVES AND 2 HOOKS AND HANG ROD
5	2	30-CCH-SK	UNDER SHELF CARRY CASE HOLDER W/CASE
6	1	20-9872-5	SQUARE BACK SHELF UNIT 96"WIDE X 18.5"DEEP X 72"HIGH WITH 5 SHELVES
7	1	DO-196	2-SET LOCKING DOOR KIT FOR 96"WIDE SHELVING UNIT
8	1	30-HK-SMD	SWIVEL MEDIUM HOOK (4" OPENING)
9	1	30-HK-FMD	FIXED MEDIUM HOOK (3" OPENING)



557




8.1



YES

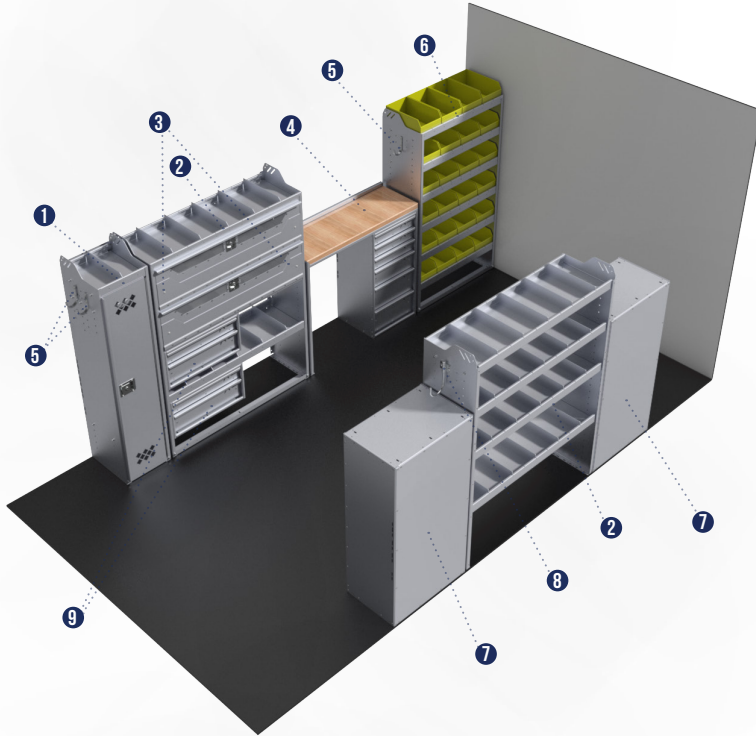
TRADE PACKAGES



14FT. BOX AND OVER

60-BT14-W1

WORKSTATION PACKAGE



#	QTY	PART NUMBER	DESCRIPTION
1	1	12-1563-3	SQUARE BACK LOCKER CABINET 14"WIDE X 15.5"DEEP X 63"HIGH WITH 3 SHELVES AND 2 HOOKS AND HANG ROD
2	1	20-4563-4	SQUARE BACK SHELF UNIT 48"WIDE X 15.5"DEEP X 63"HIGH WITH 4 SHELVES
3	2	DO-148	LOCKING DOOR FOR 48"WIDE SHELVING UNIT
4	1	18-4536-RD	WORKBENCH 43"WIDE X 15.5"DEEP X 36"HIGH WITH A 6 DRAWER UNIT ON RIGHT HAND SIDE
5	3	30-HK-FMD	FIXED MEDIUM HOOK (3" OPENING)
6	1	22-3563-6	SQUARE BACK BIN SHELF UNIT 34.5"WIDE X 15.5"DEEP X 63"HIGH WITH 6 SHELVES
7	2	16-2548-332	TOOL DRAWER 24" WIDE X 15.5" DEEP X 47-11/16" HIGH WITH 8 DRAWERS
8	1	30-HK-SMD	SWIVEL MEDIUM HOOK (4" OPENING)
9	2	16-2512-110	TOOL DRAWER 24" WIDE X 15.5" DEEP X 11-11/16" HIGH WITH 2 DRAWERS

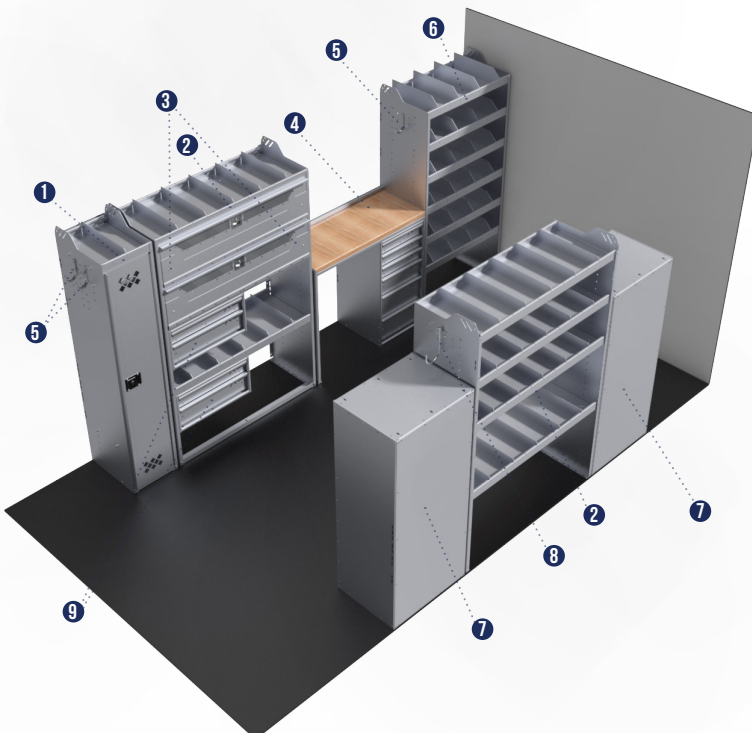
576

8.9

YES

60-BT14-W2

WORKSTATION PACKAGE XL



#	QTY	PART NUMBER	DESCRIPTION
1	1	12-1872-3	SQUARE BACK LOCKER CABINET 14"WIDE X 18.5"DEEP X 72"HIGH WITH 3 SHELVES AND 2 HOOKS AND HANG ROD
2	2	20-4872-4	SQUARE BACK SHELF UNIT 48"WIDE X 18.5"DEEP X 72"HIGH WITH 4 SHELVES
3	2	DO-148	LOCKING DOOR FOR 48"WIDE SHELVING UNIT
4	1	18-4836-RD	WORKBENCH 43"WIDE X 18.5"DEEP X 36"HIGH WITH A 6 DRAWER UNIT ON RIGHT HAND SIDE
5	3	30-HK-FMD	FIXED MEDIUM HOOK (3" OPENING)
6	1	24-3872-6	SQUARE BACK BIN SEPARATOR COMBO SHELF UNIT 34.5"WIDE X 18.5"DEEP X 72"HIGH WITH 6 SHELVES
7	2	16-2856-532	TOOL DRAWER 24" WIDE X 15.5" DEEP X 55-11/16" HIGH WITH 10 DRAWERS
8	1	30-HK-SMD	SWIVEL MEDIUM HOOK (4" OPENING)
9	2	16-2812-110	TOOL DRAWER 24" WIDE X 18.5" DEEP X 11-11/16" HIGH WITH 2 DRAWERS

251

8.9

YES

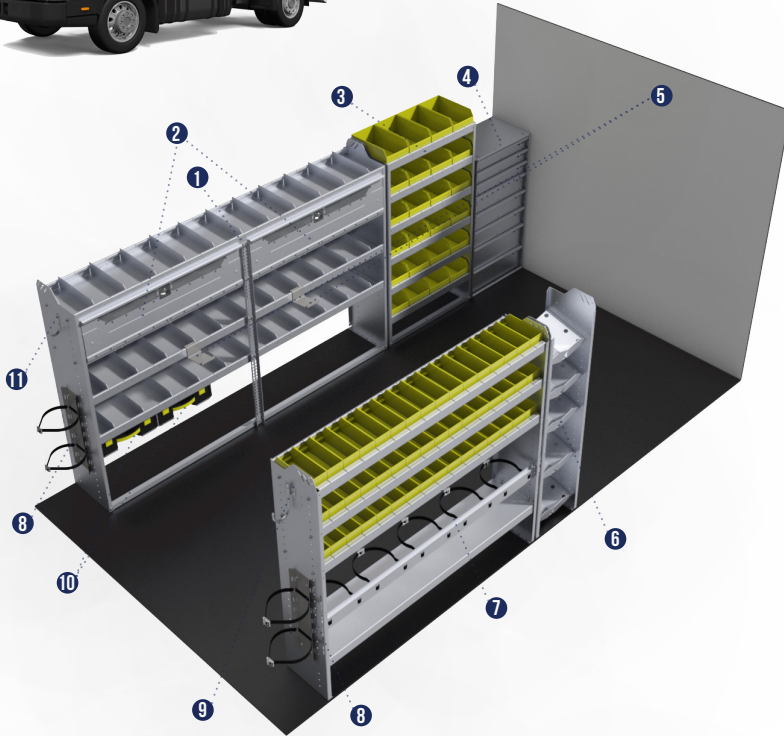
TRADE PACKAGES

14FT. BOX AND OVER



60-BT14-H1

HVAC PACKAGE



#	QTY	PART NUMBER	DESCRIPTION
1	1	20-9563-4	SQUARE BACK SHELF UNIT 96" WIDE X 15.5" DEEP X 63" HIGH WITH 4 SHELVES
2	1	D0-196	2-SET LOCKING DOOR KIT FOR 96" WIDE SHELVING UNIT
3	1	22-3563-6	SQUARE BACK BIN SHELF UNIT 34.5" WIDE X 15.5" DEEP X 63" HIGH WITH 6 SHELVES
4	1	16-2548-332	TOOL DRAWER 24" WIDE X 15.5" DEEP X 47-11/16" HIGH WITH 8 DRAWERS
5	1	30-HK-MSL	MOVABLE STEP LADDER SUPPORT
6	1	32-C363-5	SQUARE BACK REFRIGERANT COMBO SHELF UNIT 15.45" WIDE X 13.5" DEEP X 63" HIGH FOR 2 LARGE AND 3 SMALL BOTTLES
7	1	36-6363-4	SQUARE BACK REFRIGERANT BIN UNIT 69.125" WIDE X 13.5" DEEP X 63" HIGH WITH 4 SHELVES
8	2	30-BH-LG	LARGE BOTTLE HOLDER
9	1	30-HK-SMD	SWIVEL MEDIUM HOOK (4" OPENING)
10	2	30-CCH-SK	UNDER SHELF CARRY CASE HOLDER W/CASE
11	1	30-HK-FMD	FIXED MEDIUM HOOK (3" OPENING)



445



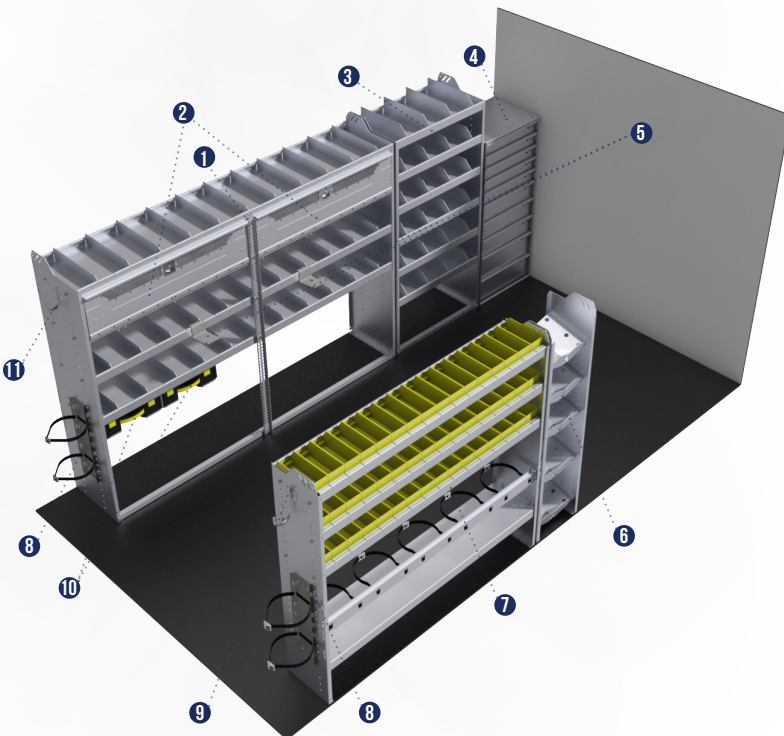
9.1



YES

60-BT14-H2

HVAC PACKAGE XL



#	QTY	PART NUMBER	DESCRIPTION
1	1	20-9872-4	SQUARE BACK SHELF UNIT 96" WIDE X 18.5" DEEP X 72" HIGH WITH 4 SHELVES
2	1	D0-196	2-SET LOCKING DOOR KIT FOR 96" WIDE SHELVING UNIT
3	1	24-3872-6	SQUARE BACK BIN SEPARATOR COMBO SHELF UNIT 34.5" WIDE X 18.5" DEEP X 72" HIGH WITH 6 SHELVES
4	1	16-2856-532	TOOL DRAWER 24" WIDE X 18.5" DEEP X 55-11/16" HIGH WITH 10 DRAWERS
5	1	30-HK-MSL	MOVABLE STEP LADDER SUPPORT
6	1	32-C363-5	SQUARE BACK REFRIGERANT COMBO SHELF UNIT 15.45" WIDE X 13.5" DEEP X 63" HIGH FOR 2 LARGE AND 3 SMALL BOTTLES
7	1	36-6363-4	SQUARE BACK REFRIGERANT BIN UNIT 69.125" WIDE X 13.5" DEEP X 63" HIGH WITH 4 SHELVES
8	2	30-BH-LG	LARGE BOTTLE HOLDER
9	1	30-HK-SMD	SWIVEL MEDIUM HOOK (4" OPENING)
10	2	30-CCH-SK	UNDER SHELF CARRY CASE HOLDER W/CASE
11	1	30-HK-FMD	FIXED MEDIUM HOOK (3" OPENING)



621




9.1



YES

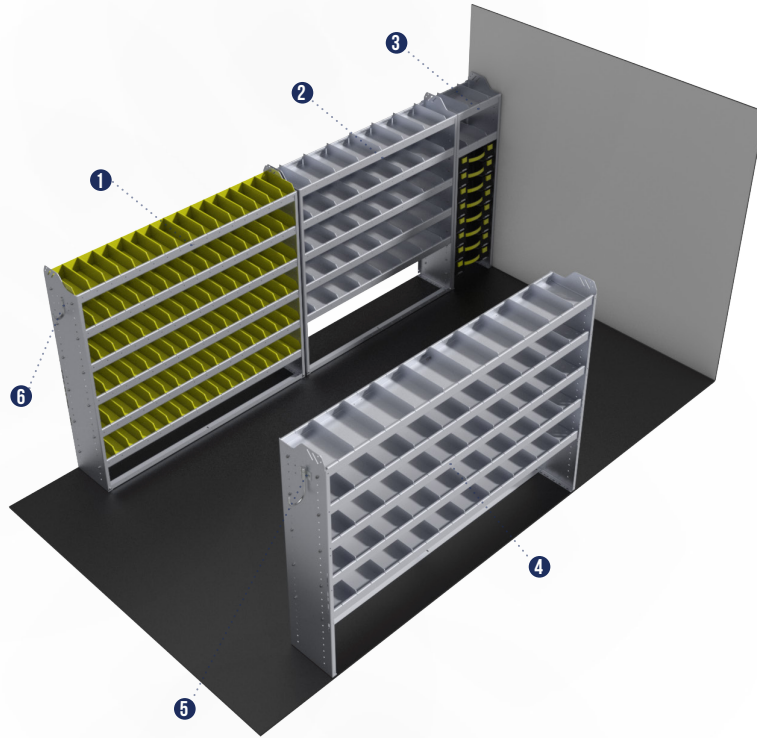
TRADE PACKAGES



14FT. BOX AND OVER

60-BT14-P1

PLUMBING PACKAGE



#	QTY	PART NUMBER	DESCRIPTION
1	1	22-6363-6	SQUARE BACK BIN SHELF UNIT 69.125"WIDE X 13.5"DEEP X 63"HIGH WITH 6 SHELVES
2	1	20-6363-5	SQUARE BACK SHELF UNIT 60"WIDE X 13.5"DEEP X 63"HIGH WITH 5 SHELVES
3	1	14-1363-8	SQUARE BACK CARRY CASE CABINET 18-7/8"WIDE X 13.5"DEEP X 63"HIGH WITH 8 CARRYCASES
4	1	20-8363-5	SQUARE BACK SHELF UNIT 84"WIDE X 13.5"DEEP X 63"HIGH WITH 5 SHELVES
5	1	30-HK-SMD	SWIVEL MEDIUM HOOK (4" OPENING)
6	1	30-HK-FMD	FIXED MEDIUM HOOK (3" OPENING)

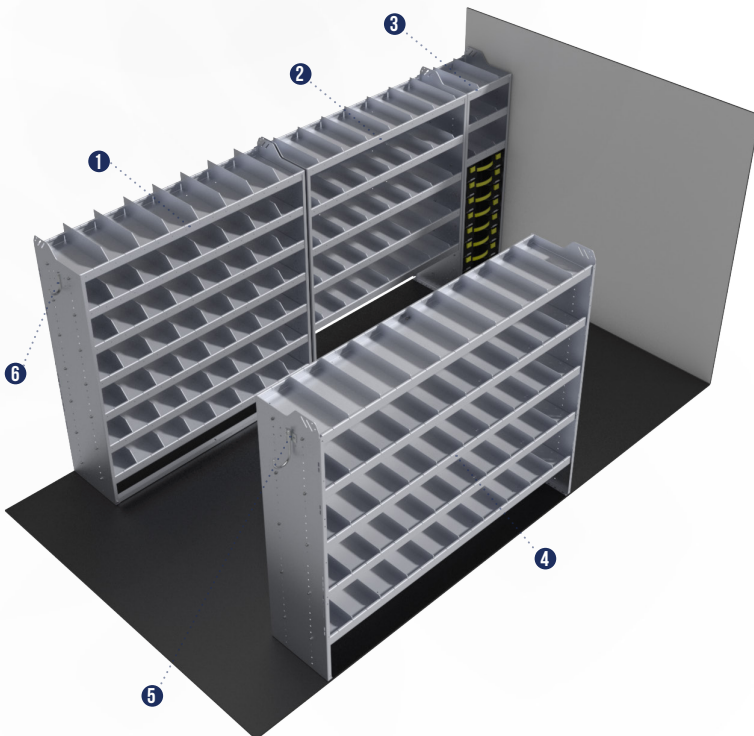
317

7.4

YES

60-BT14-P2

PLUMBING PACKAGE XL



#	QTY	PART NUMBER	DESCRIPTION
1	1	24-6872-7	SQUARE BACK BIN SEPARATOR COMBO SHELF UNIT 69.125"WIDE X 18.5"DEEP X 72"HIGH WITH 7 SHELVES
2	1	20-6872-4	SQUARE BACK SHELF UNIT 60"WIDE X 18.5"DEEP X 72"HIGH WITH 4 SHELVES
3	1	14-1872-8	SQUARE BACK CARRY CASE CABINET 18-7/8"WIDE X 18.5"DEEP X 72"HIGH WITH 8 CARRYCASES
4	1	20-8872-5	SQUARE BACK SHELF UNIT 84"WIDE X 18.5"DEEP X 72"HIGH WITH 5 SHELVES
5	1	30-HK-SMD	SWIVEL MEDIUM HOOK (4" OPENING)
6	1	30-HK-FMD	FIXED MEDIUM HOOK (3" OPENING)

576

7.4

YES

TRADE PACKAGES

14FT. BOX AND OVER



60-BT14-D1

DELIVERY PACKAGE

#	QTY	PART NUMBER	DESCRIPTION
1	3	26-7063-03	3 LEVEL FOLD-UP SHELVING UNIT, 77" WIDE X 21" DEEP X 63" HIGH



57



3.8




YES

60-BT14-D2

DELIVERY PACKAGE

#	QTY	PART NUMBER	DESCRIPTION
1	3	26-7072-03	3 LEVEL FOLD-UP SHELVING UNIT, 77" WIDE X 21" DEEP X 72" HIGH



292



3.8



YES

TRADE PACKAGES




14FT. BOX AND OVER


NOTES:

TRADE PACKAGES


ACCESSORIES




PART NUMBER	DESCRIPTION	DEEP (IN.)	WIDE (IN.)	HIGH (IN.)	DIVIDERS	WEIGHT (LBS.)
11-8320-0	DRAWER CABINET	36	13.5	6	4	24.2



PART NUMBER	DESCRIPTION	DEEP (IN.)	WIDE (IN.)	HIGH (IN.)	DIVIDERS	WEIGHT (LBS.)
11-8420-0	DRAWER CABINET	48	13.5	6	5	30.5




PART NUMBER	DESCRIPTION	DEEP (IN.)	WIDE (IN.)	HIGH (IN.)	FITS :	WEIGHT (LBS.)
30-TE-33	TOP EDGE	36	13.5	4.5	11-3306-0	4.35




PART NUMBER	DESCRIPTION	DEEP (IN.)	WIDE (IN.)	HIGH (IN.)	FITS :	WEIGHT (LBS.)
30-TE-34	TOP EDGE	48	13.5	4.5	11-3406-0	4.79




PART NUMBER	DESCRIPTION	DEEP (IN.)	WIDE (IN.)	HIGH (IN.)	BOLT DOWN BRACKET	WEIGHT (LBS.)
11-8320-0	DRAWER CABINET	36	18	20	30-FH-3	58.74




PART NUMBER	DESCRIPTION	DEEP (IN.)	WIDE (IN.)	HIGH (IN.)	BOLT DOWN BRACKET	WEIGHT (LBS.)
11-8420-0	DRAWER CABINET	48	18	20	30-FH-8	72.77



PART NUMBER	DESCRIPTION	DEEP (IN.)	WIDE (IN.)	HIGH (IN.)	FITS :	WEIGHT (LBS.)
30-TE-83	TOP EDGE	36	13.5	4.5	11-8320-0	5.34



PART NUMBER	DESCRIPTION	DEEP (IN.)	WIDE (IN.)	HIGH (IN.)	FITS :	WEIGHT (LBS.)
30-TE-84	TOP EDGE	48	18	4.5	11-8420-0	5.78




PART NUMBER	DESCRIPTION	FITS :	MATERIAL	WEIGHT (LBS.)
30-FH-3	DRAWER BOLT DOWN BRACKET	11-3306-0 AND 11-3406-0	GALV. STEEL	3



PART NUMBER	DESCRIPTION	FITS :	MATERIAL	WEIGHT (LBS.)
30-FH-8	DRAWER BOLT DOWN BRACKET	11-8320-0 AND 11-8420-0	GALV. STEEL	4


TRADE PACKAGES



ACCESSORIES



PART NUMBER	DESCRIPTION	OPENING RADIUS	DEEP (IN.)	WIDE (IN.)	HIGH (IN.)	WEIGHT (LBS.)
30-HK-CSM	SMALL COAT HOOK (ZINC)	0.625"	1.5"	0.61"	3.11"	0.133
30-HK-CMD	MEDIUM COAT HOOK (ZINC)	1.25"	1.7"	1.5"	2.03"	0.123



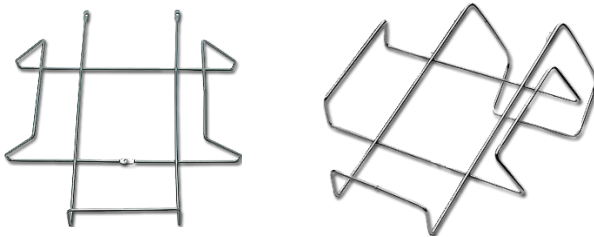
PART NUMBER	DESCRIPTION	DOCUMENT SIZE	DEEP (IN.)	WIDE (IN.)	HIGH (IN.)	WEIGHT (LBS.)
30-DH-LTR-1	SINGLE DOCUMENT HOLDER	LETTER	2.1"	11.5"	7"	0.8
30-DH-LGL-1	SINGLE DOCUMENT HOLDER	LEGAL	2.1"	18"	7"	0.9
30-DH-LGL-3	TRIPLE DOCUMENT HOLDER	LEGAL	3.25"	16"	24"	3.6



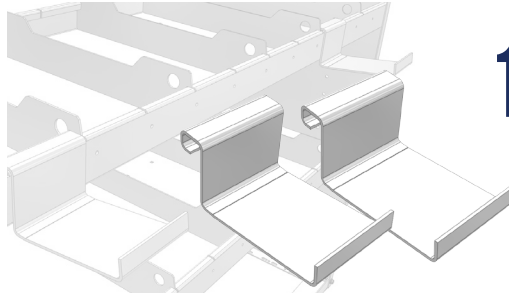
PART NUMBER	DESCRIPTION	OPENING RADIUS	DEEP (IN.)	WIDE (IN.)	HIGH (IN.)	WEIGHT (LBS.)
30-HK-FSM	FIXED SMALL HOOK	2"	2.0"	0.75"	4.75"	0.11
30-HK-FMD	FIXED MEDIUM HOOK	3"	3.0"	0.75"	5.25"	0.16
30-HK-FLG	FIXED LARGE HOOK	4"	4.0"	0.75"	5.75"	0.16



PART NUMBER	DESCRIPTION	OPENING RADIUS	DEEP (IN.)	WIDE (IN.)	HIGH (IN.)	WEIGHT (LBS.)
30-HK-SSM	SWIVEL SMALL HOOK	3"	3.86"	3"	7.75"	0.41
30-HK-SMD	SWIVEL MEDIUM HOOK	4"	4.86"	3"	8.25"	0.44
30-HK-SLG	SWIVEL LARGE HOOK	5"	5.86"	5"	8.75"	0.47



PART NUMBER	DESCRIPTION	MATERIAL	DEEP (IN.)	WIDE (IN.)	HIGH (IN.)	WEIGHT (LBS.)
30-HH-WM	WALL MOUNTED HARD HAT HOLDER	STEEL	11.750"	12.250"	3.250"	0.437
30-HH-HR	HEAD REST MOUNT HARD HAT HOLDER	STEEL	11.750"	12.250"	3.250"	0.491



1 PAIR

PART NUMBER	DESCRIPTION	MATERIAL	DEEP (IN.)	WIDE (IN.)	HIGH (IN.)	WEIGHT (LBS.)
30-HK-MSL	MOVABLE STEP LADDER SHELF HOOKS	ALUM (.125)	6.750"	4.000"	3.125"	1.36




PART NUMBER	DESCRIPTION	DEEP (IN.)	WIDE (IN.)	HIGH (IN.)	WEIGHT (LBS.)
30-CH-12	SPRAY CAN HOLDER W/POCKET	4.00"	9.94"	8.82"	1.36



PART NUMBER	DESCRIPTION	DEEP (IN.)	WIDE (IN.)	HIGH (IN.)	WEIGHT (LBS.)
30-CH-23	CAULKING TUBE HOLDER	3.5"	9.94"	8.82"	1.36

TRADE PACKAGES

ACCESSORIES



PART NUMBER	DESCRIPTION	DEEP (IN.)	WIDE (IN.)	HIGH (IN.)	MATERIAL	WEIGHT (LBS.)
108539	FIRST-AID KIT	8.25	5.25	2.75	PLASTIC	0.85
30-FAH-1	BRACKET FOR FIRST-AID KIT	36	13.5	6	ALUMINUM	2.42

PART NUMBER	DESCRIPTION	UNIT	MATERIAL
460-301	SERIES L LOGISTIC TRACK	100"	ALUMINUM
454-301	SERIES L STUD FITTING WITH RING	EA.	STEEL AND ALUMINUM



PART NUMBER	DESCRIPTION	LENGTH	WIDTH	MATERIAL	WEIGHT (LBS.)
30-CBS-24	STRAP WITH CAMBUCKLE	24	1	NYLON	.23
30-CBS-36	STRAP WITH CAMBUCKLE	36	1	NYLON	.33
30-CBS-48	STRAP WITH CAMBUCKLE	48	1	NYLON	.40

PART NUMBER	DESCRIPTION	CAPACITY	TYPE	PSI	MOUNT TYPE	WEIGHT (LBS.)
SAQ814	FIRE EXTINGUISHER	2.5LBS	ABC	150	VEHICLE	4.25
SC946	FIRE EXTINGUISHER	5LBS	ABC	195	VEHICLE	10.5



PART NUMBER	DESCRIPTION	DIAMETER	LUMENS	VOLTAGE	LENS
701-041	LED DOME LAMP	6.125	648	12 VDC	CLEAR

PART NUMBER	DESCRIPTION	BEAM	VOLTS	WATTS	LUMENS
709-713	LED WORK LAMP	FLOOD	10-30 VDC	42	3360



1 PAIR



PART NUMBER	DESCRIPTION	DEEP (IN.)	WIDE (IN.)	HIGH (IN.)	WEIGHT (LBS.)	COLOUR
30-QFC-01	QUICK FIST CLAMP	2.875"	0.750"	2.500"	0.31	BLACK

PART NUMBER	DESCRIPTION	DEEP (IN.)	WIDE (IN.)	HIGH (IN.)	WEIGHT (LBS.)	COLOUR
30-HDL-PL	GRAB HANDLE	9.250"	6.000"	5.000"	0.63	BLACK




PART NUMBER	DESCRIPTION	SIZE (IN.)	HIGH (IN.)	AMPS	VOLTAGE
102177	LOW PROFILE LED MINIBAR	16.5" X 8.25"	3.625"	3	12-24VDC
110599	LED ROTATOR BEACON	7" DIAM.	5.25	1.3	12-24VDC

PART NUMBER	DESCRIPTION	DEEP	WIDE	HIGH	MATERIAL	WEIGHT (LBS.)
71422	3-TRIANGLE FLARE KIT	18.5"	5"	5"	PLASTIC	15.55
30-FKH-1	BRACKET (FLARE KIT)	36	13.5	6	ALUMINUM	2.52

TRADE PACKAGES



ACCESSORIES




PART NUMBER	DESCRIPTION	MATERIAL	DEEP (IN.)	WIDE (IN.)	HIGH (IN.)	WEIGHT (LBS.)
30-HS-07	HITCH MOUNTED STEP	ALUMINUM	7"	18"	2.5"	6.3

PART NUMBER	DESCRIPTION	DEEP (IN.)	WIDE (IN.)	HIGH (IN.)	WEIGHT (LBS.)	COLOUR
SH-BIN	SHORT STORAGE BIN	7.375"	4.125"	3.000"	0.20	YELLOW
SM-BIN	SMALL STORAGE BIN	9.250"	6.000"	5.000"	0.63	YELLOW
MD-BIN	MEDIUM STORAGE BIN	10.875"	4.125"	4.000"	0.48	YELLOW
LG-BIN	LARGE STORAGE BIN	13.625"	8.500"	6.000"	1.33	YELLOW



PART NUMBER	DESCRIPTION	DIAMETER (IN.)	HIGH (IN.)	COLOUR	BASE	WEIGHT (LBS.)
30-FLT-BLK	FLETTNER TCX-2 VENTILATOR	10.2"	6.54"	BLACK	STD	1.84
30-FLT-WHT	FLETTNER TCX-2 VENTILATOR	10.2"	6.54"	WHITE	STD	1.84
30-FLT-BLK-NW	FLETTNER TCX-2 VENTILATOR	3.9"	6.0"	BLACK	NRW	1.84
30-FLT-EXT	FLETTNER TCX-2 VENT. EXTENSION	3.9"	6.0"	BLACK	STD	0.45




PART NUMBER	DESCRIPTION	CARRYCASE INCLUDED	DEEP (IN.)	WIDE (IN.)	HIGH (IN.)	WEIGHT (LBS.)
30-CCH-SK	UNDER SHELF CARRYCASE HOLDER	YES	13.750"	16.810"	6.000"	3.44



PART NUMBER	DESCRIPTION	COMPARTMENTS	DEEP (IN.)	WIDE (IN.)	HIGH (IN.)	WEIGHT (LBS.)
30-CCO-10	CARRYCASE ORGANIZER	10	13.500"	16.750"	4.250"	4.85



PART NUMBER	DESCRIPTION	REEL GUIDES	DEEP (IN.)	WIDE (IN.)	HIGH (IN.)	WEIGHT (LBS.)
30-CRH-24	CABLE REEL HOLDER	2	7.00"	15.50"	24.00"	8.04



PART NUMBER	DESCRIPTION	DEEP (IN.)	WIDE (IN.)	HIGH (IN.)	WEIGHT (LBS.)	CAM BUCKLES
30-TBH	TWIN BOTTLE HOLDER	11.10"	11.00"	44.00"	8.74	2X 48" STRAP



PART NUMBER	DESCRIPTION	MATERIAL	DEEP (IN.)	WIDE (IN.)	HIGH (IN.)	WEIGHT (LBS.)
30-BH-SM	BOTTLE HOLDER (SMALL) 1X 48" STRAP	ALUM.	0.96"	6.000"	12.00"	1.01
30-BH-LG	BOTTLE HOLDER (LARGE) 2X 48" STRAP	ALUM.	0.96"	6.750"	24.00"	1.50



YOUR DEALER:

DEALERS@GWAKITS.COM

G.W. ANGLIN MANUFACTURING INC.

**CUSTOMER SERVICE:
1.888.GWA.KITS (492-5487)
CS@GWAKITS.COM**

**WWW.GWAKITS.COM
INFO@GWAKITS.COM**